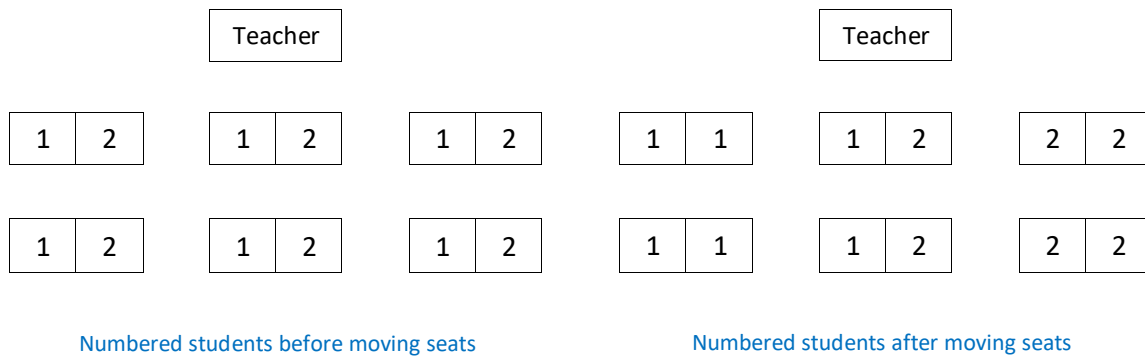


Material Related to: ‘How Can Classroom Seating Arrangement Be a Way to Encourage Speaking?’ Teaching Tip

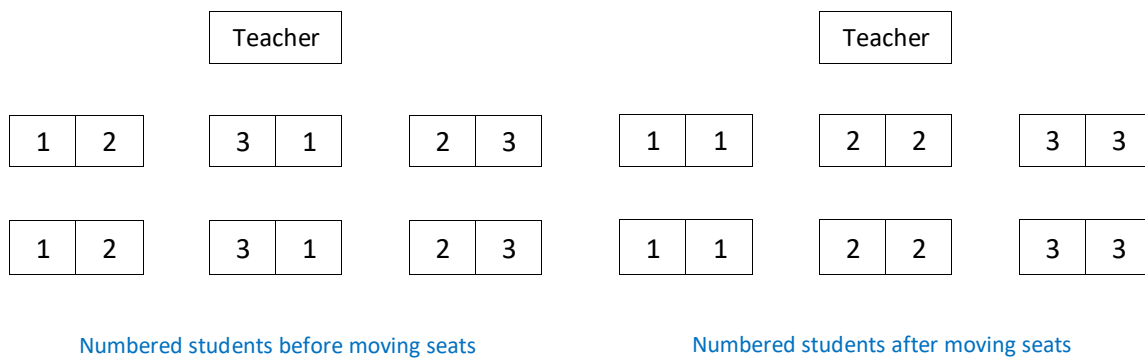
Bilal Naboulsy

Figure 00

- Two groups (class of twelve):



- Three groups (class of twelve):



- Pairs (class of twelve):

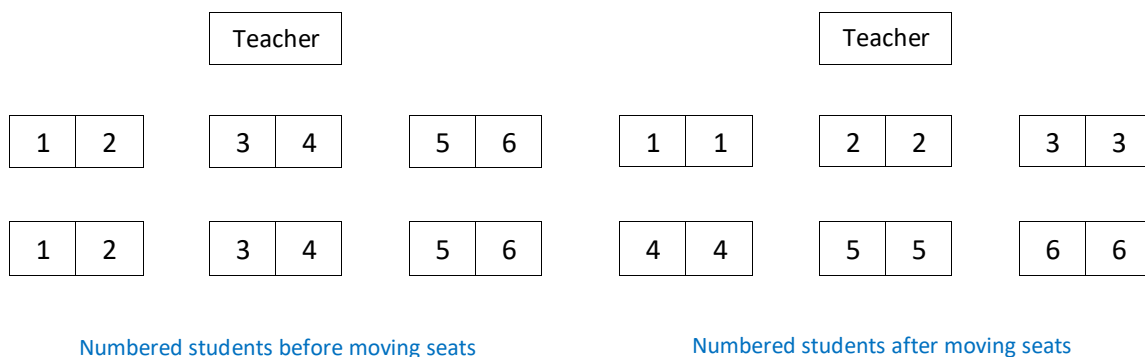
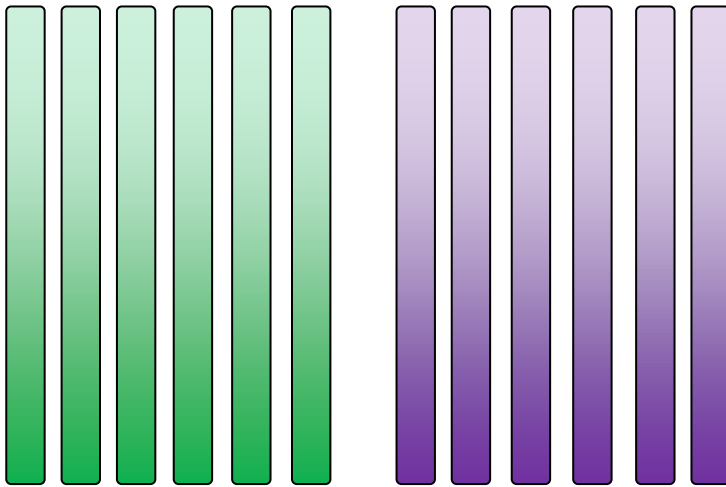



Figure 01:

- Two groups (class of twelve):



You will need twelve sticks: each 6 with a similar color


- Pairs (class of twelve):



You will need twelve sticks: each 2 with a similar color

Figure 02:

- Four groups (class of twelve):



You will need twelve strips: each 3 with a similar color



The strips grip

Figure 03:

- Pairs (class of twelve):

Set 01: Vocabulary	Set 02: Antonyms
Giant	Tiny
Chubby	Slim
Tall	Short
Gorgeous	Ugly
Fun	Boring
Serious	Silly

Cut these out and hand one card to each student randomly

Figure 04:

- Pairs (class of twelve):

Set 01: Question-Answer	Set 02: Statement-Response
Good morning	Hi
What's your name?	My name is ...
How are you?	I'm fine. And you?
See you later!	Bye!
Pleased to meet you	Nice to meet you, too
Bless you!	Thank you!

[Cut these cards out and hand one to each student randomly](#)